

A BPM Partners Research Note

## Vendor Landscape Matrix

Financial, Operational, and Strategic  
Business Performance Management

Vendor Profile: Acterys

June 2022





© 2022 BPM Partners, Inc. All material contained in this document remains the property of BPM Partners and cannot be published or duplicated without the express written consent of BPM Partners, Inc.



## Table of Contents

Executive Summary .....	3
The BPM Vendor Landscape Matrix Explained .....	4
BPM Partners North American Vendor Landscape Matrix for Performance Management - June 2022.....	5
<b>Acterys</b> .....	7
Key to Vendor Details .....	9
About BPM Partners.....	15

## Executive Summary

Business performance management (BPM), sometimes called Corporate Performance Management (CPM), Enterprise Performance Management (EPM), or simply an FP&A system, enables an organization to plan, monitor, and execute on its strategy. Key components include budgeting, forecasting, modeling, financial and operational planning, strategic planning, financial consolidation and close, financial reporting, regulatory compliance, profitability optimization, performance dashboards (dashboards populated with scorecards), and analytics. In recent years these solutions have been augmented by the addition of AI capabilities: machine learning for more accurate predictive forecasting, robotic process automation to streamline multi-step processes, anomaly detection for data quality and more accurate forecasts, and natural language processing to simplify the surfacing of key insights. Today, most vendors deliver cloud-based performance management solutions, while a handful still offer an on premise option.

During the past 12 months the demand for performance management systems has continued to grow. The driving force was companies looking to transform, extend, or evolve their systems and processes in this area. Those focused on finance transformation needed to first streamline, optimize, and automate processes and structures so they could transition from static Finance-focused planning and reporting to dynamic and comprehensive planning, consolidation, reporting and analysis. Companies extending their capabilities had previously implemented solutions to address their financial planning and analysis needs and were now looking to do the same for operational areas of the business, ultimately delivering a holistic view of the entire company. Focus areas for them included Sales Performance Management, Revenue Performance Management, Workforce Planning, Demand Planning, Supply Chain Planning and Analysis, and similar solutions. Organizations looking to evolve were ready to take the next steps on their FP&A roadmap journey. This could include transitioning from remainder of year forecasts to rolling forecasts, or embracing driver-based or scenario modeling and perhaps predictive capabilities to create these forecasts, or adding financial consolidation to their FP&A systems to enhance management reporting.

As in prior years, the performance management vendors were once again up to the task. With most vendors already strong on the financial planning and analysis side their focus was on adding support for operational planning capabilities. This included upgrading their processing engines to accommodate the higher data volumes required to support granular operational data while still delivering acceptable performance. In addition, product capabilities and pre-packaged solutions were added to support this extended set of use cases. Newer vendors entered the market to address the growing need for financial consolidation alongside planning and analysis, while existing vendors either added or enhanced their own consolidation capabilities through in-house development and acquisitions. All of these developments and vendors are highlighted in this year's report.

The purpose of the BPM Partners Vendor Landscape Matrix is to provide a point-in-time snapshot of all the core players, their status in the market, and the focus of their offerings. The BPM Partners Vendor Landscape Matrix covers financial, operational, and strategic performance management in a single, unified report. Information is presented in a summary grid, along with vendor by vendor analyst commentary, attribute checkmarks, and customer satisfaction ratings collected as part of the annual BPM Pulse Research Study. This document is updated annually, usually in June, to reflect the most current information available. We believe that this information should enable organizations to focus their vendor selection activities on those vendors most likely to meet their needs, saving time and money in the process. This report is not intended to replace the thorough due diligence, analysis, and detailed evaluations and comparisons that we recommend be conducted as part of any BPM vendor selection process. Information about our own services in this area is included at the end of this document.

All of the data contained in this document has been independently researched and compiled by BPM Partners, Inc. The customer satisfaction data is from the 2022 BPM Pulse Research Study which was conducted during April and May of 2022.

**NOTE: This is an abridged edition of BPM Partners' Vendor Landscape Matrix report.**

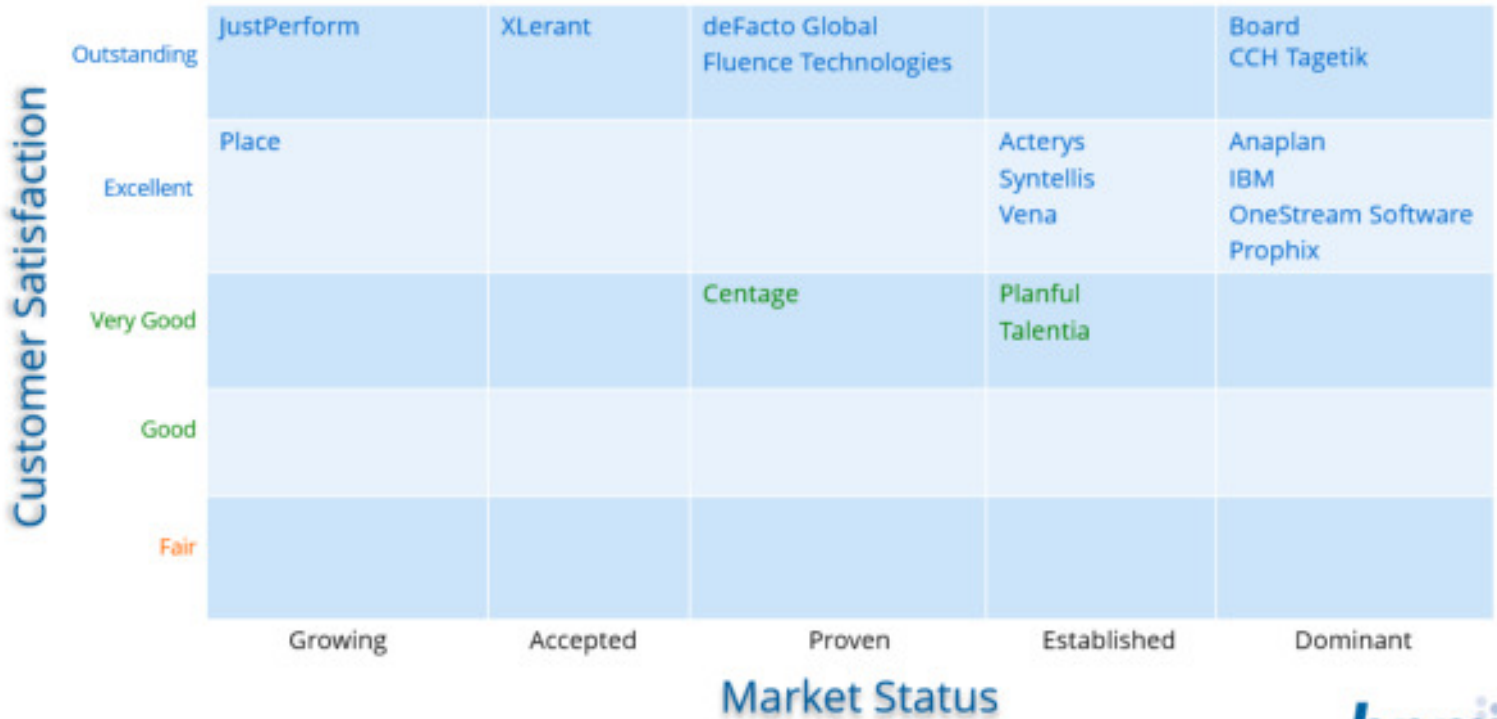


## The BPM Vendor Landscape Matrix Explained

This report is only for Business Performance Management (BPM) Vendors. It is therefore important to understand how we define BPM:

- ❖ BPM is a set of integrated, closed-loop management and analytic processes, supported by technology, that address financial as well as operational activities.
- ❖ BPM is an enabler for businesses in defining strategic goals, and then measuring and managing performance against those goals.
- ❖ Core BPM processes include financial and operational planning, financial consolidation and reporting, modeling, analysis, and monitoring of key performance indicators (KPIs) linked to organizational strategy.
- ❖ From a technology perspective: all vendors in this report offer a cloud version of their product. For some vendors this is simply a hosted version of their on-premise offering. For others it is a new product that co-exists with an established on-premise offering from that same vendor. Of course, some vendors started in the cloud (or completely re-architected their on-premise offering for the cloud) and do not offer an on-premise alternative. When it comes to mobile, most vendors provide an HTML5 web interface that makes their full product set available for access from any device.
- ❖ On the application front: vendors continue to focus on ease-of-use enhancements, performance and scalability, pre-packaged solutions to accelerate time to value, streamlining the integration of source systems, providing live access to BPM data from Microsoft Office components and Power BI, as well as leveraging AI where it provides business value.
- ❖ Inclusion in the Vendor Landscape Matrix is based solely on BPM Partners' evaluation of vendor activity in the field as it relates to performance management. Only the most active vendors competing for and successfully delivering BPM solutions in the North American market are included in this grid. Vendors may be excluded if they do not offer one or more of the core capabilities required of BPM systems, or if their sales and/or R&D focus is weighted towards existing and new joint customers of non-BPM products offered by their parent company. *Vendors that are unable or unwilling to share information necessary for the preparation of this report, or that do not have adequate BPM Pulse customer satisfaction ratings, cannot be included.*

## BPM Partners North American Vendor Landscape Matrix for Performance Management - June 2022



© 2022 BPM Partners, Inc.

This matrix objectively places the active BPM vendors according to their customer satisfaction level, and their relative momentum in the market. It is updated periodically. Within a particular box, vendors are organized alphabetically.

The horizontal axis identifies vendors by their current market status and momentum, usually determined by number of customers globally, market presence and growth rate. For vendors that focus primarily on large, complex, enterprise deals with a high total contract value we utilize a 3x multiplier to determine customer count equivalents:

- ▶ **Growing:** vendors that are beyond the 'start-up' phase and are beginning to add customers on a regular basis; customer count has not yet reached 50
- ▶ **Accepted:** vendors that have demonstrated good traction and momentum and continue to add customers; customer count is typically 50 to 200
- ▶ **Proven:** these vendors have been successful with many customers and continue to have a solid win rate; customer count is in the hundreds (over 200 to 1,000)
- ▶ **Established:** vendors that are leaders in their market segment (a combination of target company size, required functionality, and degree of complexity) based on widespread adoption; customer count is in the thousands (over 1,000 to 3,000)
- ▶ **Dominant:** vendors that dominate their market segment (a combination of target company size, required functionality, and degree of complexity) based on having a sizeable community of customers, often developed over many years in the market; customer count has reached or exceeded 3,000



The vertical axis reflects the overall customer satisfaction rating for the vendor's offerings as determined by the most recent BPM Pulse Research Study. While the horizontal axis is in effect measuring market success, this axis is measuring customer success as evidenced by their satisfaction. Ultimately, a vendor needs to succeed in both areas to continue to thrive. The categories for this axis are based on overall customer satisfaction ratings on a 1 to 5 scale, with 5 representing 'highly satisfied':

- ▶ **Outstanding:** 4.75 or better average rating from all vendor customers that participated in the most recent BPM Pulse
- ▶ **Excellent:** 4.5 - 4.74 average rating from all vendor customers that participated in the most recent BPM Pulse
- ▶ **Very Good:** 4.25 - 4.49 average rating from all vendor customers that participated in the most recent BPM Pulse
- ▶ **Good:** 4.00 - 4.24 average rating from all vendor customers that participated in the most recent BPM Pulse
- ▶ **Fair:** Less than 4.0 average rating from all vendor customers that participated in the most recent BPM Pulse
- ▶ **Insufficient Data:** Not enough vendor customers participated in the most recent survey to yield a valid result. These vendors are not included in the Vendor Landscape Matrix report.

The BPM Partners Vendor Landscape Matrix is intended to provide objective, informative placement of the various vendors based on factual, measurable data: number of customers, deal size and BPM Pulse ratings.

# Acterys

**Overview:** Acterys fully leverages Microsoft technologies to deliver dynamic financial and operational planning capabilities along with consolidation and advanced analytics on a single platform. The solution is designed to be quick, easy, and, smart. Solutions are quickly generated from a range of source systems, leveraging automated integration which creates the appropriate data warehouse structure. Ease of use comes from utilizing and extending familiar Excel and Power BI interfaces and capabilities, which enables business users to maintain the system. Intelligent planning capabilities include constraint satisfaction, plan optimization, landing cost simulation, and goal-seeking.

**Details:** Acterys delivers out of the box best practice financial and operational planning, forecasting, and legal consolidation processes that can be configured precisely to each customer’s requirements. Machine learning combined with statistical methods delivers advanced predictive forecasting. All of this is complemented by bi-directional integration with Power BI and Excel, either of which can be used as a primary interface.

Source system integration is accomplished via Power BI Apps and the new Acterys Hub, which reduces the reliance on traditional extract, transform, and load approaches to data movement. Out of the box integration is available for Oracle NetSuite, QuickBooks, Xero, Microsoft Dynamics, Salesforce, SAP, and more. The solution is built on the standard Microsoft (Azure) SQL Server platform, leverages in-memory processing to maximize performance, and is available as a cloud-based service or on premise. Typical planning applications can usually be fully implemented in less than a month.

Quick Facts	
Overall BPM Pulse Rating	4.61
Recommendation Rate	94%
Years in BPM Business	5
North American Business %	50%
Number of Partners	39
Pricing	\$

**Recent Developments:** The new Acterys Hub further streamlines data integration and modeling, Power BI Automation enables the publishing of Acterys dimensions, cubes, user rights and more to Power BI with just a click, Model-driven Styles allows the central management of report formatting and styling, Rapid Results Packs in the Acterys App Store facilitate the creation of analytical applications for specific use cases, new Acterys Apps for Oracle NetSuite and Stripe have been introduced.

**Vertical Success:** CPG, Public Sector, Retail, Professional Services, Process Manufacturing, SaaS Technology

**Core Strengths:** Ease of Use, Excel UI, Product Flexibility, Low Total Cost of Ownership, Quick Implementation

**Capabilities:**

General Functionality				Profile			
Core	Specialized	Complementary	Advanced	UI	Market	Deploy	Apps
<i>Unified Platform</i>	<i>Salary, Capital, Scenario, Rolling</i>	<i>ESG</i>	<i>Insights, Predictive</i>	<i>Excel Option</i>	<i>\$10M - \$20B</i>	<i>Cloud, OnPrem Same</i>	<i>Yes</i>

**Latest Information:**





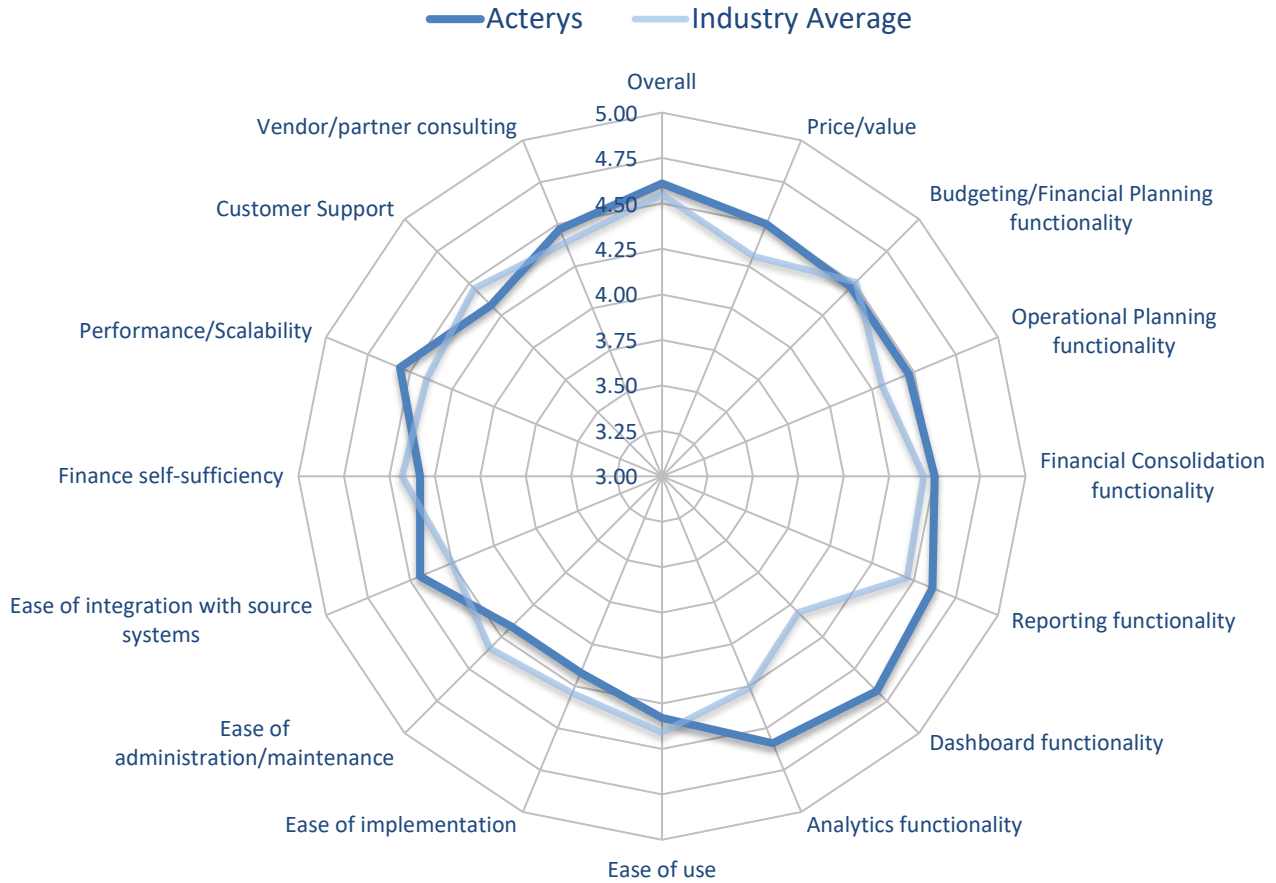
# Acterys

## Additional Details

Operational Planning & Analysis Functionality							
Revenue	Sales	Workforce	S&OP	Demand	Supply Chain	Other P&A	Specialized
•	•	•	•	•	•		Signaling, Profitability

Advanced Consolidation Functionality (• vendor, ○ partner)						
Legal/Statutory	Regulatory Compliance	Trial Balance	Account Reconciliation	Cash Flow	Close Management	Collaborative Disclosure Mgmt.
•	•	•	•	•	•	

## Customer Satisfaction



## Key to Vendor Details

This report contains two pages of information for each vendor included in the matrix, as well as comparative charts. The following explains the details provided for each vendor.

### Analyst Overview

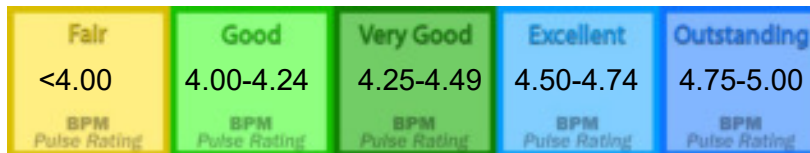
Based on information gathered during recent meetings with senior vendor personnel our analysts provide a description of each vendor's offerings, market positioning and messaging, specific details and unique elements, and highlight any major company or product developments that occurred during the past year.

### BPM Pulse Ratings

We provide customer satisfaction ratings for 15 key attributes as well as an overall score (which is provided by respondents, not mathematically derived). This data comes directly from the 2022 BPM Pulse Research Study which had responses from 318 companies. Respondents who rated vendors/products self-identified themselves as users of the vendors/products being rated. BPM Partners then validated their customer status with the specified vendor. Respondents were asked to rate their vendor and product satisfaction on a 5 point scale with 1 being the lowest and 5 being the highest. In 2022 the attributes being rated were:

- Overall Satisfaction
- Price/value (value for the price)
- Budgeting/Financial Planning Functionality
- Operational Planning Functionality
- Financial Consolidation Functionality
- Reporting Functionality
- Dashboard Functionality
- Analytics Functionality
- Ease of use
- Ease of implementation
- Ease of administration
- Ease of integration
- Finance self-sufficiency
- Performance/Scalability
- Customer Support
- Vendor/partner implementation consulting

Our interpretation of these ratings is represented as follows:



The detailed vendor ratings appear on the Additional Details page for each vendor as a radar chart to quickly highlight how their ratings compare to the industry average (consolidated BPM Pulse data for all vendors) across the various attributes, and in comparative multi-vendor charts. The Overall Satisfaction BPM Pulse Rating is also included in the Quick Facts box on each vendor's main page, along with a Recommendation Rate which is explained further in the Key to Quick Facts box section of this report.



## Key to Vendor Checkboxes

### General Capabilities

Functionality				Profile			
Core	Specialized	Complementary	Advanced	UI	Market	Deploy	Apps
See below	See below	See below	See below	See below	Revenue Range	See below	Yes/No

### Functionality

**Core:** How the vendor delivers the core performance management functionality of budgeting, forecasting, financial and operational planning, reporting/analytics, consolidation, and dashboards:

‘Unified Product’ – single product delivering all core functionality (unless exceptions are noted)

‘Modular’ – multiple modules optimized for key components of core functionality

‘Separate Products’ – multiple products for different components of core functionality, usually priced separately

‘Platform’ - single platform with a downloadable library of apps for core capabilities

‘Unified Platform’ – single product for core functionality combined with a platform for specialized solutions

**Specialized:** Purpose-built functionality the vendor offers to provide out of the box support for common requirements within the core areas of performance management:

‘Salary’ Planning – Ability to enter, calculate, and report on detailed headcount planning information focused on compensation and benefits-related expenses, even down to the individual employee level

‘Capital’ Planning – Solution to facilitate management of capital investments and determine the impact on the P&L, balance sheet, and cash flow

‘Scenario’ Modeling – The ability to develop, compare, and switch between multiple forecast scenarios, usually taking the form of best case//worst case/base case

‘Rolling’ Forecast – System facilitates the creation of forecasts that utilize actuals through the current period and modeled or input forecast data for the next set number of periods, crossing year boundaries as required

‘Narrative’ Reporting – Reports that combine extensive text commentary with numbers pulled directly from the system database, a component of collaborative disclosure management that is also used for management reporting

**Complementary:** Additional solutions the vendor offers that extend the value of performance management while going beyond the usual core functionality:

‘Transfer Pricing’ – Supports profitability analysis and tax liability calculations

‘Funds Transfer Pricing’ – A key component of profitability analysis in banks

‘Tax’ Provisioning and Reporting – Reduces the time and increases the accuracy of collecting and reporting tax data

'ESG' Planning and Reporting – The collection and reporting of key metrics related to a corporation's Environmental, Social and Governance performance, solutions usually provide support for one or more ESG reporting frameworks

**Advanced:** Capabilities the vendor adds that enhance multiple aspects of the solution, often powered by artificial intelligence/machine learning (AI/ML). **Bolding** is used in the checkbox to indicate if the vendor does in fact leverage AI/ML for the capability:

Task 'Automation' - The streamlining of multi-step tasks or prompting of steps in a previously used sequence (steps used last year to enter and submit the budget for example), may be powered by RPA (robotic process automation)

Data 'Quality' - The ability to minimize data errors, for example by flagging data that is outside the expected norm, such as out of range data when loading actuals, may be powered by Anomaly Detection

Intelligent 'Insights'/Virtual Assistant - System generated insights based on the analysis of a dataset and highlighting trends or variances, often through conversational interactions, may be powered by NLP (natural language processing)

'Predictive' Analytics - Determining the probability of a future outcome based on analyzing a high volume of historical data, external factors, and applying statistical analysis, while also being able to generate the forecast itself and identify the optimal drivers, may be powered by ML (machine learning)

'Prescriptive' Capabilities - The product offers guidance and suggestions on action to take based on analysis of the data, may be powered by ML (machine learning)

## Profile

**UI:** The primary interface of the vendor's core product (note - whether it is the primary interface or not, most products interface with Excel for specific tasks):

'Excel' – Excel is the primary interface, 'Own' – Purpose-built interface, 'Excel Option' – Can use vendor's own interface or opt to use Excel

**Market:** The vendor's product is designed for particular target market segments (and priced accordingly). The target market by revenue is expressed in \$US ranges. **Note: Vendors are grouped together in this report based on the markets they target.**

**Deploy:** Deployment options:

'Cloud' - Hosted/SaaS single-tenant version or multi-tenant cloud solution

'OnPrem' – On premise version, '(Same)' indicates that cloud and on prem version are the same product

**Apps:** The vendor provides a Library/Exchange/Hub/Marketplace of solutions/apps (Yes/No).

**Vertical Focus/Vertical Success:** This item is included for selected vendors that have expertise, significant success, and/or content related to specific industries. Vertical Success is used for cross-industry vendors while Vertical Focus is used for vendors that only focus on the listed industries.



## Operational Capabilities

Operational Planning & Analysis Functionality							
Revenue	Sales	Workforce	S&OP	Demand	Supply Chain	Other P&A	Specialized
●	●	●	●	●	●	<i>See below</i>	<i>See below</i>

These checkboxes identify the operational planning and analysis capabilities that each vendor supports either through pre-built solutions and apps, or specific product functionality that enables the product to be used for this purpose (and proven by customer use cases).

'Revenue' – Revenue Performance Management

'Sales' – Sales Performance Management

'Workforce' – Workforce Planning (HR oriented resource/talent management, not to be confused with salary planning)

'S&OP' – Sales and Operations Planning

'Demand' – Demand Planning

'Supply Chain' – Supply Chain Planning and Analysis

'Other P&A' – Other planning and analysis includes:

- 'IT' Planning (project and portfolio planning)
- 'Services' Planning
- 'Marketing' Planning

'Specialized' – Additional operational capabilities:

- Financial and operational 'Signaling' (leading indicators)
- 'Profitability' analysis and optimization
- 'Benchmarking' (provision of peer company data, streamlined integration)

## Advanced Consolidation Capabilities

Advanced Consolidation Functionality (● vendor, ○ partner)						
Legal/Statutory	Regulatory Compliance	Trial Balance	Account Reconciliation	Cash Flow	Close Management	Collaborative Disclosure Mgmt.
●	●	●	●	●	●	●

These checkboxes identify specific advanced consolidation capabilities provided by the vendor that go beyond intercompany, currency conversion, journal entry, alternate roll-ups, joint ownership, etc. The focus is on 'first mile/last mile of Finance' as well as support for statutory and regulatory reporting. The checkmark indicates whether the capability is delivered by the vendor or through a partner.

## Core Strengths

These attributes are assigned by BPM Partners based on vendor input, and are designed to highlight each vendor's core strengths and key capabilities. It is important to note that the absence of a particular strength does not mean that the vendor does not have that attribute, just that other attributes were more uniquely representative of that vendor. For 2022 the available Core Strengths are:

### Ease

- ✓ Ease of Use
- ✓ Product Flexibility
- ✓ No Coding
- ✓ Excel UI

### Cost/Time to Value

- ✓ Low Total Cost of Ownership
- ✓ Quick Implementation
- ✓ Out of the Box Functionality
- ✓ Pre-configured Solutions/Starter Kits

### Power

- ✓ Performance/Scalability
- ✓ Complexity Simplification
- ✓ Future Ready
- ✓ AI Powered

### Reach

- ✓ Easy Expandability
- ✓ Integrated Planning
- ✓ Collaboration
- ✓ Streamlined Integration

### Added Value

- ✓ Vertical Content
- ✓ Complementary Use Cases
- ✓ Customer Success Program
- ✓ Partner Ecosystem



## Key to Quick Facts box

The Quick Facts box is designed to highlight additional useful information about each vendor to aid in decision-making. It is intended to supplement the vendor matrix, commentary, checkboxes, and detailed customer satisfaction ratings.

**Overall BPM Pulse Rating:** This data comes from the latest BPM Pulse customer satisfaction ratings. It is an overall score which is entered directly by each vendor's customers, it is not mathematically derived from their detailed ratings.

**Recommendation Rate:** Also from the latest BPM Pulse customer satisfaction ratings, this is the percentage of survey respondents who answered with a 7 or more when asked the likelihood of recommending their vendor to a friend or colleague, on a 1-10 scale. A '+' after a rating of 100% indicates a high-degree of enthusiasm with more than 75% providing a rating of 9 or 10.

**Years in Performance Management Business:** This represents the years of experience the vendor has in this field. For performance management focused vendors it is the number of years in business, for larger vendors with multiple product lines it is specifically focused on just the performance management business. Where a vendor entered the market through an acquisition the number of years includes the years the acquired company was in business prior to the acquisition.

**North American Business %:** This number represents the portion of the vendor's business that was North American focused in the past year. While a larger percent indicates a vendor with significant focus and traction in this market, a smaller percent indicates a vendor with more global experience.

**Number of Partners:** The number of partners includes reseller, implementation, and technology partners and is an indication of the ecosystem that has developed around this vendor's offerings.

**Pricing:** Pricing varies widely and is impacted by many factors including volume, number of years commitment, existing relationships, sales promotions, company size, and who the competitors are. However, we set out to create a basic guide to enable you **to** determine the relative price positioning of the vendors. For most organizations pricing is a key decision factor and this guide should assist in setting appropriate expectations.

We compared the annual per user pricing (total annual subscription fee including any foundation, core, module, process, instance, fixed costs, plus any workspace and cloud management fees, divided by the number of users) for a 50 user cloud-based planning system (unless otherwise noted). We looked at typical/average street pricing (as opposed to list price). Some vendors price by company size so we identified the high-end and low-end, while others offer different versions with their own prices. We then assigned a symbol based on the pricing band the vendor's price fell into. Also, be aware that for some unified solutions the planning price may include access to financial consolidation and other functionality at no additional cost.

\$ = under 1,000 per user per year	\$\$\$\$ = 2,000 - 2,499 per user per year
\$\$ = 1,000 - 1,499 per user per year	\$\$\$\$\$ = 2,500 - 2,999 per user per year
\$\$\$ = 1,500 - 1,999 per user per year	\$\$\$\$\$\$ = 3,000 and over per user per year

## About BPM Partners

BPM Partners is the leading independent authority on business performance management (BPM) and related business intelligence solutions. The company helps organizations of all sizes address their budgeting, planning, forecasting, financial reporting, consolidation, regulatory compliance, profitability optimization, key performance indicator (KPI) development, and operational performance challenges with vendor-neutral experts who can guide companies through their BPM initiatives from start to finish while both reducing risk and minimizing costs. BPM Partners has specialized packages that lead clients through project justification, finance transformation, requirements definition, vendor selection and deployment of departmental or enterprise-wide BPM and related business intelligence (BI) systems. For further details, go to <https://www.bpmpartners.com/>. Follow BPM Partners on Twitter [@BPMTeam](#).



For further information and the latest updates on each of the vendors included in this document (analyst reports, articles, blogs, news, etc.) visit BPM Partners' PerformancePlace by clicking on the logo on the individual vendor pages. Clicking the logo on this page will take you to our [vendor search capability on PerformancePlace](#) which will make it easier to build your vendor shortlist. It allows you to select the collection of core strengths that are most important, along with desired price range and other attributes, and then displays just those vendors that are a match.

**Questions?** For questions about this report, or any of the covered vendors, [speak with one of our experts](#).

**Want to ensure project success?** Add BPM Partners to your team to get the right product, at the best price, while minimizing risk and maximizing buy-in and adoption. [Learn more ...](#)